

# BAG MODEL CODES

Applies to U Panel and Circular Bags

## STYLES:

### Commodity CorrPak-CCP

6.5 oz. per square yard woven polypropylene fabric. Will hold up to 3000 lbs. of product. Used only for a one way trip.\*

### Standard CorrPak-SCP

Same as CCP but uses perimeter belt around the top of the bag.

### Heavyweight CorrPak-HCP

Same as SCP but utilizes a heavier fabric.

6.5 oz. per square yard woven polypropylene fabric. Will hold up to 3300 lbs. of product.\*\* Used primarily for single trips, but can also be used multiple times.\*\*\*

8.9 oz. per square yard woven polypropylene fabric. Will hold up to 4000 lbs. of product. Used primarily for customers requiring extra heavy loads, or multiple trips.\*\*\*

\*5 oz. fabric available for 1-way shipments up to 2200 lbs.

\*\* 5 oz. fabric available up to 2500 lbs.

\*\*\* Reuse at customers' risk. CorrPakBPS has no control over the conditions of reuse or bag condition.

**CAPACITY** - Designate size bag requested in unfilled dimensions (width, length, and height). Cubic foot capacity is listed next to the unfilled dimensions for your information.

## TRUCK & EXPORT CONTAINERS: 35x35

This is the most common length and width because of its intermodal capability.



It is used with truck shipments or containerized ocean freight. Two bags will fit across to maximize load capacity. This bag also fits on most standard pallets.



## EXPORT CONTAINER OR RAIL: 29x29

For high density products requiring smaller bags or smaller payload requirements. Often used in rail shipments - 3 across.

## RAIL CAR: 41x41

Excellent for rail shipments. Can go two across and two high in rail car. Also, wide bag is advantageous when height restriction is encountered. Especially useful when large volume of material goes in bag. Will not go two across in truck.



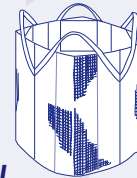
## CORRPAKBPS U PANEL BAGS SPECIFICATIONS • EMPTY DIMENSIONS

Capacity	Export Container or Rail	Truck and Export Containers	Rail
Cubic Ft.	LxWxHt.	LxWxHt.	LxWxHt.
10	29"x29"x20"	35"x35"x12"	-----
15	29"x29"x28"	35"x35"x18"	-----
20	29"x29"x36"	35"x35"x23"	41"x41"x17"
25	29"x29"x44"	35"x35"x29"	41"x41"x21"
30	29"x29"x52"	35"x35"x34"	41"x41"x25"
35	29"x29"x61"	35"x35"x40"	41"x41"x29"
40	29"x29"x69"	35"x35"x46"	41"x41"x33"
45	29"x29"x78"	35"x35"x52"	41"x41"x37"
50	-----	35"x35"x57"	41"x41"x41"
55	-----	35"x35"x63"	41"x41"x45"
60	-----	35"x35"x69"	41"x41"x49"
65	-----	35"x35"x74"	41"x41"x53"
70	-----	35"x35"x80"	41"x41"x57"
75	-----	35"x35"x85"	41"x41"x61"
80	-----	-----	41"x41"x65"
85	-----	-----	41"x41"x69"
90	-----	-----	41"x41"x73"
95	-----	-----	41"x41"x77"
100	-----	-----	41"x41"x82"

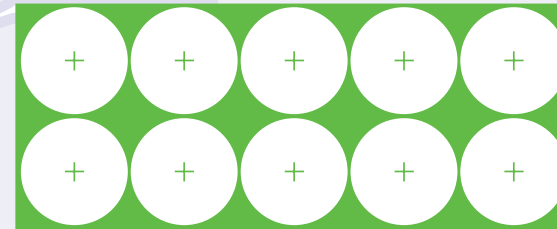
**Filled Dimensions**  
 36" dia. x ht.    44" dia. x ht.    52" dia. x ht.  
 Note: Bags round out to a cylindrical shape when filled with most materials.

# BAFFLE BAGS

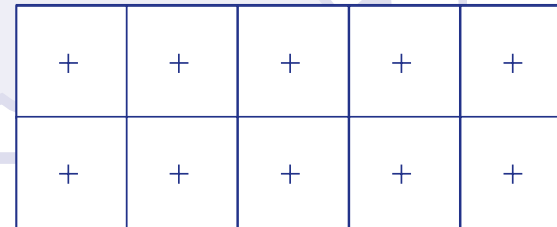
Baffle type bags have reinforced corners to maintain a square shape for maximum use of container space!



## Container With Conventional FIBC's



## Container With CorrPakBPS Baffle Containers



## CORRPAKBPS BAFFLE CONTAINER OPTIONS:

### Unfilled Container Dimensions

CU.FT	42"x42"	39"x47"	48"x48"
20	18"	19"	14"
25	22"	24"	18"
30	27"	29"	22"
35	31"	34"	25"
40	36"	38"	29"
45	40"	43"	32"
50	45"	48"	36"
55	49"	53"	40"
60	54"	58"	43"
65	58"	63"	47"
70	63"	67"	50"
75	67"	72"	54"
80	71"	77"	58"
85	76"	82"	61"
90	80"	87"	65"
95	85"	91"	68"
100	89"	96"	72"
105	94"	n/a	76"
110	n/a	n/a	79"
115	n/a	n/a	83"

# BAG OPTIONS

This checklist shows all of our bag options. Contact us by phone or email and let us help you ship your products cheaply and efficiently!

## PLEASE PROVIDE US WITH:

- Product Name
- Weight into Bag
- Density of Product

## BODY MATERIALS:

- 3.0 oz. to 9.0 oz. Woven Polypropylene depending on gross weight requirements
- Breathable Fabric (non-coated)
- Non-Breathable Fabric (coated)
- FDA Approved & UV Treated
- White Fabric - Standard Color
- Black Fabric - available upon request
- Groundable Type C Fabric
- Crohmiq Blue Static Dissipating Type D Fabric
- All Polypropylene Bags & Materials

## FILLING OPTIONS:

- Open Top
- Duffel Top
- Fill Spout

## DISCHARGING OPTIONS:

- Plain (Full) Bottom
- Bottom Chute
- Bottom Chute with Bottom Protection Flap

## IDENTIFICATION:

- Stenciling
- Printing
- Labels
- Document Pouch

## LINERS:

- FDA Approved Polyethylene Liners to protect your product
- Inserted in the Bag
- Sewn-In
- Glued-In
- Replacement Liners on Rolls
- Form Fitted Liners
- Form Fitted Baffle Liners
- Tubular LLDPE (3 mil STD.)
- Aluminum Foil Barrier Film Liners

## CUSTOM FEATURES:

- Sift-Proof Bags
- Full Bottom Discharge
- Remote Discharge (Side Release)
- Flow Control
- 100% Dust Proof Bags

## WEIGHT CAPACITY:

- Designed to accommodate loads up to 4,000 lbs.

## REGULATED (HAZARDOUS) PRODUCTS:

- Packaging Group II
- Packaging Group III

## LIFTING OPTIONS:

- 4 Corner Lift Straps
- Stevedore Straps for Center Pick-up (Crane-lift)
- Full Length Lift Sleeves
- Stand-Up Straps
- Color-Coded Lift Straps